

POLITECNICO DI MILANO PHDS - EMPLOYMENT SURVEY

The 2015 and 2016 PhDs of Politecnico are 579.

The overall number of interviews carried out for this survey is 465, accounting for 80,3% of the total number of PhDs.

The data in the following report aggregate responses of Italians and international PhDs.

Total PhDs

579

PhDs interviewed

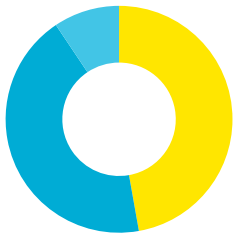
465

94,7% Employment rate

5,3% Unemployment rate



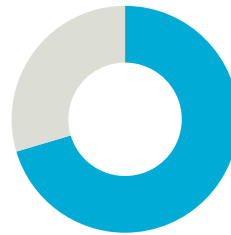
What they do



Researcher, Associate/Full Professor, Fellow/Post Doc
Private sector
Self-employed

47,2%
43,4%
9,4%

Where they work

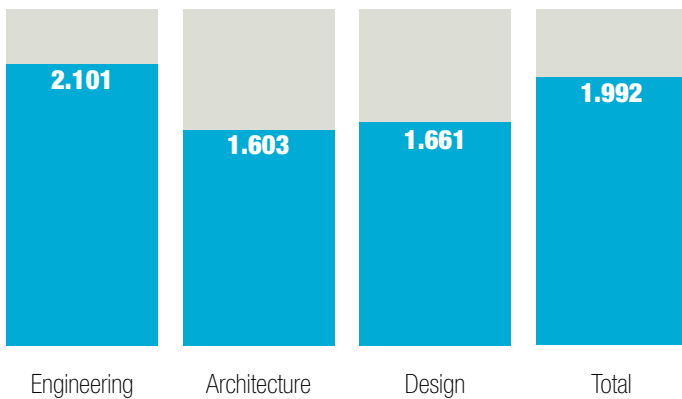


Italy
Abroad

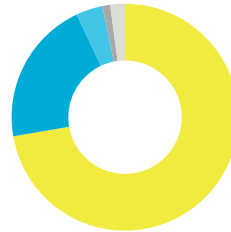
70,4%
29,6%

Monthly average wage

(Euros)



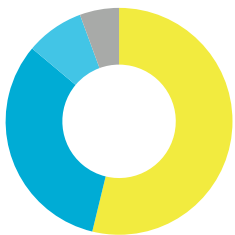
Contract type



Permanent
Temporary
Apprenticeship
Collaboration
Other

72,3%
20,7%
3,8%
1,1%
2,1%

Are the skills acquired in the PhD adequate to your current job?



Definitely positive
Quite positive
Quite negative
Definitely negative

53,8%
32,3%
8,3%
5,6%

Do you think you need a PhD for your current job?



Definitely positive
Quite positive
Quite negative
Definitely negative

51,8%
22,0%
15,2%
11,0%