

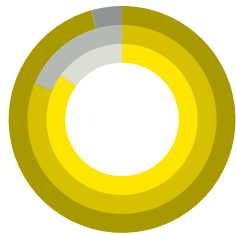
EMPLOYMENT SURVEY 2016

The 2016 Employment Survey on 2014 Politecnico di Milano graduates one year from their graduation was conducted by Politecnico di Milano (Servizio Studi, CareerService and AlumniPolimi Association) in collaboration with SWG and Delos Ricerche. The interviews were made through double detection methodology: CAVI (online interviews) and CATI (telephone interviews).

ITALIAN MSc GRADUATES

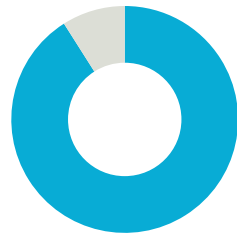
Italian Master of Science graduates: **3799**. Interviewed: **3054**. Population covered: **80,4%**.

Employment rate



ENGINEERING 95,6%
ARCHITECTURE 81,2%
DESIGN 85,0%

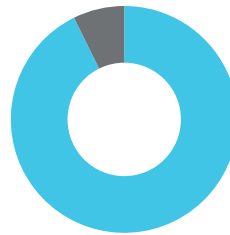
Employment rate ■■■
Unemployment rate ■■■



UNIVERSITY 91%

Employment rate ■
Unemployment rate ■

Time to find a job

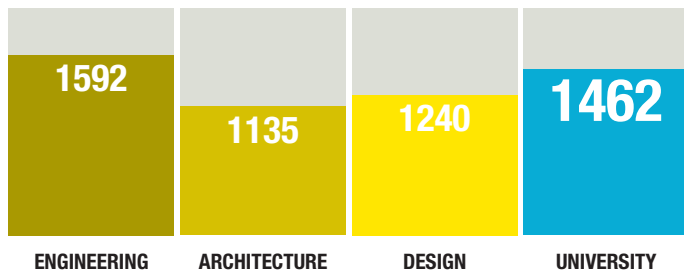


WITHIN 6 MONTHS* 92,7%
7 - 12 MONTHS 7,3%

*Percentage of Italian Master of Science graduates working after 6 months from graduation out of the total number of employed graduates (including graduates who have found an employment at the time of graduation)

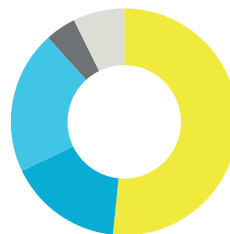
Monthly average wage

(Euros)



*Contract type**

(apart from self-employed workers)

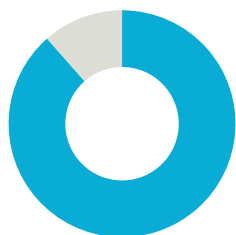


51,6% Permanent
16,3% Temporary
20,4% Apprenticeship
4,4% Collaboration
7,3% Other

INTERNATIONAL MSc GRADUATES

International MSc graduates: **695**. Interviewed: **388**. Population covered: **55,8%**

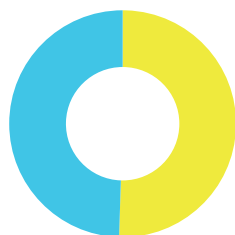
Employment rate



UNIVERSITY 88,5%

Employment rate ■
Unemployment rate ■

Where they work

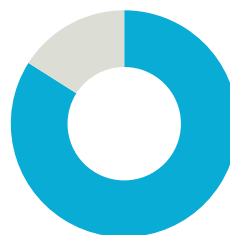


ITALY 50,5%
ABROAD 49,5%

BSc GRADUATES

BSc graduates: **1716**. Interviewed: **1288**. Population covered: **75,1%**.

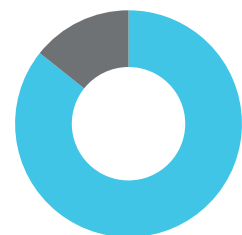
Employment rate



UNIVERSITY 84%

Employment rate ■
Unemployment rate ■

Time to find a job



WITHIN 6 MONTHS* 85,7%
7 - 12 MONTHS 14,3%

*Percentage of Italian Bachelor of Science graduates working after 6 months from graduation out of the total number of employed graduates (including graduates who have found an employment at the time of graduation)